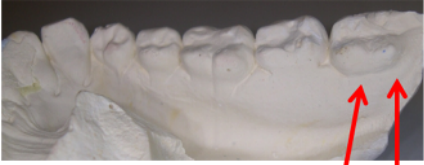



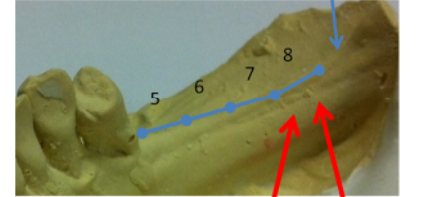



SALIWELL GenNarino

The electrodes will be placed a few millimetres down the third molar area on the lingual side. The area to be registered by impressions for typical lower jaws situations are:

<p>All molars present</p>	 <p>Position of electrodes</p>
<p>Missing third molar</p>	 <p>Retromolar pad</p> <p>8</p> <p>Position of electrodes</p>
<p>Missing second and third molars</p>	 <p>Retromolar pad</p> <p>7 8</p> <p>Position of electrodes</p>
<p>All three molars missing</p>	 <p>Retromolar pad</p> <p>6 7 8</p> <p>Position of electrodes</p>
<p>All three molars and second premolar missing</p>	 <p>Retromolar pad</p> <p>5 6 7 8</p> <p>Position of electrodes</p>
<p>Completely edentulous jaw</p>	 <p>Retromolar pad</p> <p>8</p> <p>Position of electrodes</p>